

90CM PREMIUM MULTI FUNCTION ELECTRIC OVEN



- Digital LED Timer Control Panel
- Huge 94 Litre Internal Cavity Capacity
- Cool Touch Triple Glazed Glass Door

Premium Quality 10 Function Electric Fan Forced Oven - 895mm

Features

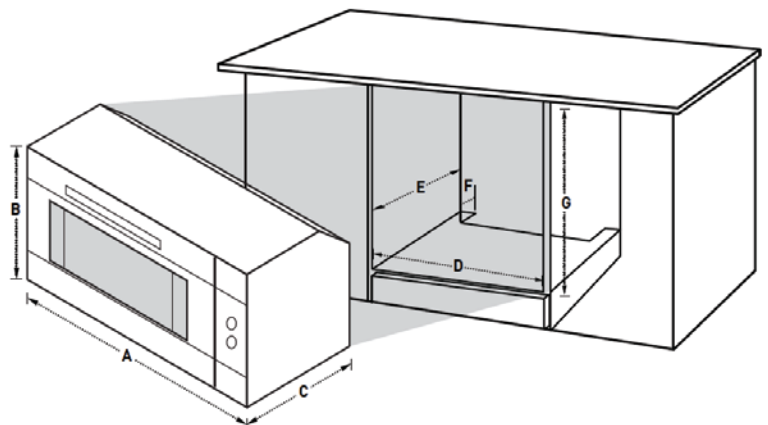
- 10 Functions
- Huge 94 Litre Capacity
- Rotisserie
- Stainless Steel Fascia
- Triple Glazed Glass Doors
- Easily Removable Door
- Cavity Cooling System
- Digital LED Control Panel
- Push/Pull Knobs
- Mirror glass

Functions

- Light
- Defrost
- Fan Forced
- Grill
- Double Grill
- Double Grill with Fan Assist
- Bottom Element
- Top & Bottom Elements
- Top & Bottom Elements with Fan Assist
- ECO (Fan Forced, no lamps, energy saving)

Dimensions :

A - 895	D - 860
B - 480	E - 550
C - 568	F - 100
	G - 480



87CM GAS ON GLASS COOKTOP



- European Ceramic Black Glass
- Powerful Triple Ring Wok Burner
- Made In Italy

Premium Gas On Glass Cooktop + FFD & Wok Burner - 870mm

Features

- Premium Extra Resilient Black European Ceramic Glass Base
- Easy to Clean
- Extra Powerful Triple Ring Side Wok Burner
- 5 Burners
- Electric Ignition Under Knob
- Flat Cast Iron Trivets
- Front Controls
- Flame Failure Safety Device
- AGA Approved
- Made in Italy

LPG jets available on request.

Technical Information

Ultra Rapid Wok Burner
14.4 Mj/h

Rapid Burner
10.8 Mj/h

Semi Rapid Burner
6.2 Mj/h

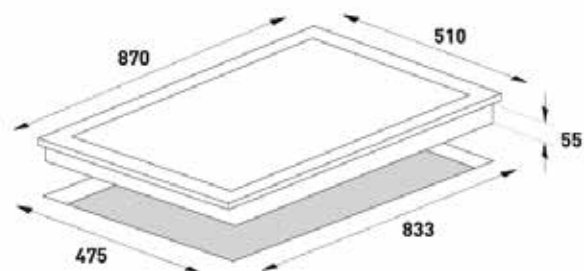
Semi Rapid Burner
5.4 Mj/h

Auxiliary Burner
3.6 Mj/h

Dimensions (WxDxH):

External : 870mm x 510mm x 55mm

Cut Out : 833mm x 475mm



90CM UNDER MOUNT RANGEHOOD



- Huge 750 m³/h Airflow
- Dual 2W LED Lamps
- Strong 210W Barrell Motor

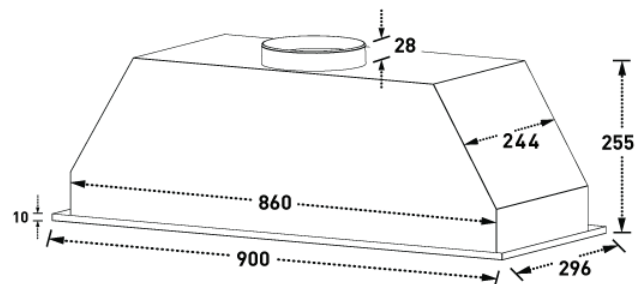
Powerful Stainless Steel Under Mount Rangehood - 900mm

Features

- Sleek Inbuilt Undermount Design
- Push Button Controls
- 210w Large Barrel Motor
- 2 X 2W Multi-bulb LEDs
- Three Speed Fan
- Stainless Steel Fascia Panel
- 750m³/h Air Flow
- Premium Designer Aluminium Filter
- Dishwashable Filter
- 150mm Diameter Outlet

Dimensions (WxDxH):

900mm x 296mm x 255mm




Charcoal filters are sold separately
(required in re-circulating use)

DW60-ET

 **Domain**
Quality Appliances for Everyday Living

60CM BLACK STAINLESS STEEL DISHWASHER



- Premium Top Cutlery Tray
- Adjustable Height Racking
- Touch Control w. 24h delay
- Fits Full 15 Place Settings

15 Place Setting Black Stainless Steel Dishwasher - 598mm

Features

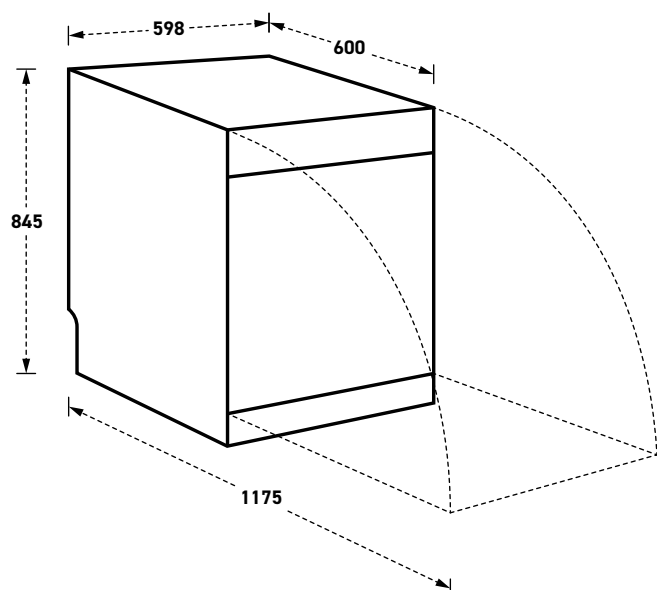
- Electronic Freestanding Dishwasher
- 15 Standard Place Settings
- Extra Dry Function
- 8 Washing Programs
- Auto Open for Improved Drying
- Top Cutlery Tray
- Large Touch Control LED Display
- Height Adjustable Upper Basket
- Dualzone Wash (Half Load) Function (Upper or Lower)
- Stainless Steel Interior Tub
- Adjustable Automatic Rinse Agent Dispenser
- Automatic Detergent Dispenser
- Delay Start (1 - 24hrs)
- Advanced Filtering System
- Collapsible Plate Rack
- Child Safety Lock
- Super Quiet Operation
- Removable Top For Built-in Installation

Efficiency

- 5 Star Water Rating
- 4 Star Energy Rating
- WELS Approved
- MEPS Approved

Dimensions (WxDxH) :

598mm x 600mm x 845mm



PH: (03) 9763 8988

WWW.DOMAINAPPLIANCES.COM.AU