

90CM BLACK UNDER MOUNT RANGEHOOD



- Huge 750 m³/h Airflow
- Bright LED Strip Light
- Premium Black Glass Fascia & Touch Control

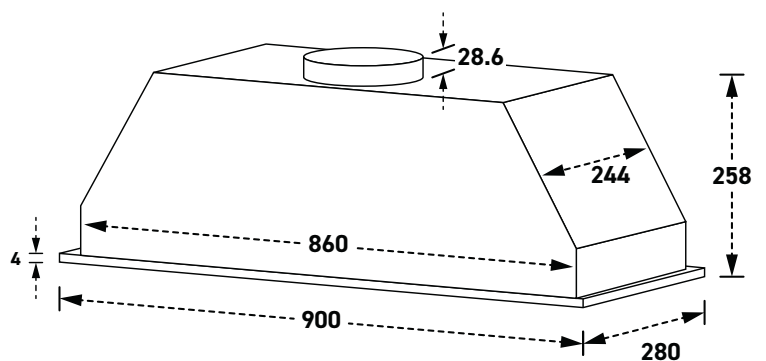
Powerful Black Glass Under Mount Rangehood - 900mm

Features

- Sleek Inbuilt Undermount Design
- Touch Controls & Digital Display
- 210w Large Barrel Motor
- Bright 1.5W LED Strip Light
- Three Speed Fan
- Premium Black Glass Fascia
- 750m³/h Air Flow
- Designer Hinged Baffle Plate
- Dishwashable Filter
- 150mm Diameter Outlet

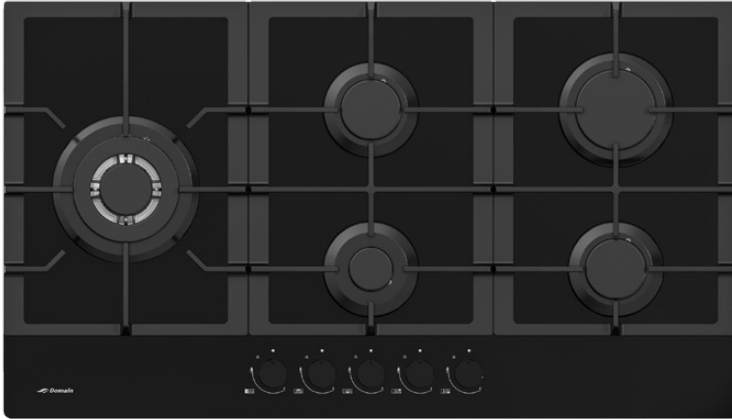
Dimensions (WxDxH):

900mm x 280mm x 258mm
(Cutout: 865 x 250)



Charcoal filters are sold separately
(required in re-circulating use)

90CM GAS ON GLASS COOKTOP



- Powerful Triple Ring Side Wok Burner
- Cast Iron Trivets
- Electric Ignition

Black Gas on Glass Cooktop + Side Wok Burner & FFD - 900mm

Features

- 5 Burners
- Stylish Black Glass Base
- Flame Failure Safety Device
- Side Triple Ring Wok Burner
- Cast Iron Trivets
- Electric Ignition Under Knob
- Black Front Knob Controls
- Easy to Clean
- AGA Approved
- Appliance Fitted with 10amp 3 Pin Plug

Technical Information

Triple Ring Wok Burner
13.5 Mj/h

Rapid Burner
10.8 Mj/h

2x Semi Rapid Burners
6.3 Mj/h

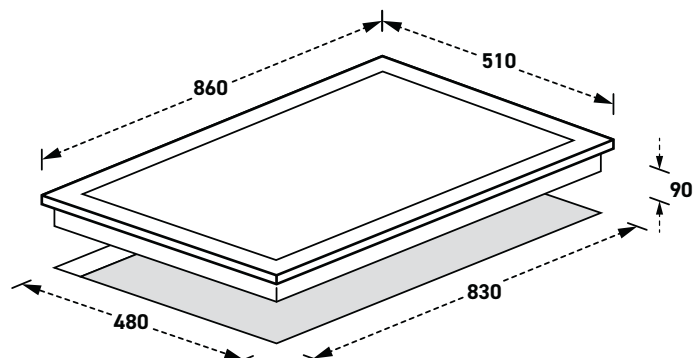
Auxiliary Burner
4.3 Mj/h

Dimensions (WxDxH):

External : 900mm x 510mm x 99mm

Cut Out : 830mm x 480mm

LPG jets available on request.



90CM ALL BLACK MULTI FUNCTION ELECTRIC OVEN



- Stylish All Black Design
- Huge 94 Litre Internal Cavity Capacity
- Cool Touch Triple Glazed Glass Door

Premium Black 10 Function Electric Fan Forced Oven - 895mm

Features

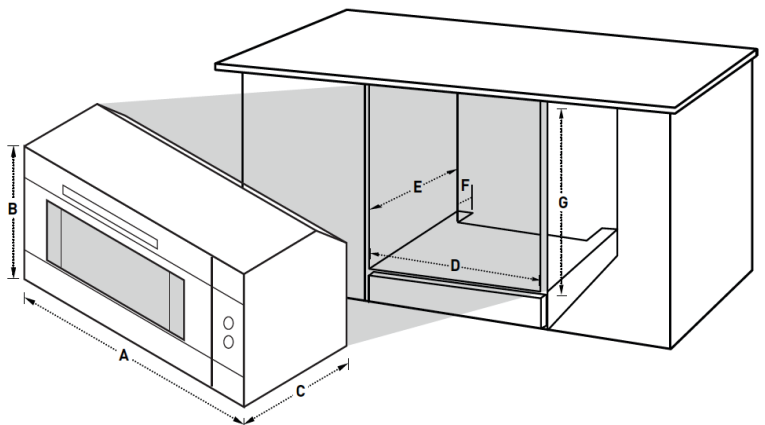
- 10 Functions
- Huge 94 Litre Capacity
- Rotisserie
- Black Glass Fascia
- Triple Glazed Glass Doors
- Easily Removable Door
- Cavity Cooling System
- Digital LED Control Panel
- Push/Pull Knobs
- Mirror glass

Functions

- Light
- Defrost
- Fan Forced
- Grill
- Double Grill
- Double Grill with Fan Assist
- Bottom Element
- Top & Bottom Elements
- Top & Bottom Elements with Fan Assist
- ECO (Fan Forced, no lamps, energy saving)

Dimensions :


A - 895	D - 860
B - 480	E - 550
C - 568	F - 100
	G - 480



DW60-ET

 **Domain**
Quality Appliances for Everyday Living

60CM BLACK STAINLESS STEEL DISHWASHER



- Premium Top Cutlery Tray
- Adjustable Height Racking
- Touch Control w. 24h delay
- Fits Full 15 Place Settings

15 Place Setting Black Stainless Steel Dishwasher - 598mm

Features

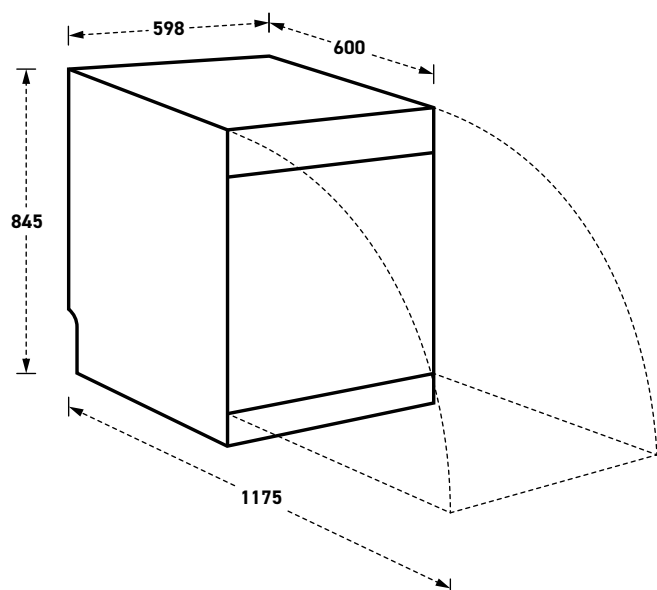
- Electronic Freestanding Dishwasher
- 15 Standard Place Settings
- Extra Dry Function
- 8 Washing Programs
- Auto Open for Improved Drying
- Top Cutlery Tray
- Large Touch Control LED Display
- Height Adjustable Upper Basket
- Dualzone Wash (Half Load) Function (Upper or Lower)
- Stainless Steel Interior Tub
- Adjustable Automatic Rinse Agent Dispenser
- Automatic Detergent Dispenser
- Delay Start (1 - 24hrs)
- Advanced Filtering System
- Collapsible Plate Rack
- Child Safety Lock
- Super Quiet Operation
- Removable Top For Built-in Installation

Efficiency

- 5 Star Water Rating
- 4 Star Energy Rating
- WELS Approved
- MEPS Approved

Dimensions (WxDxH) :

598mm x 600mm x 845mm



PH: (03) 9763 8988

WWW.DOMAINAPPLIANCES.COM.AU